

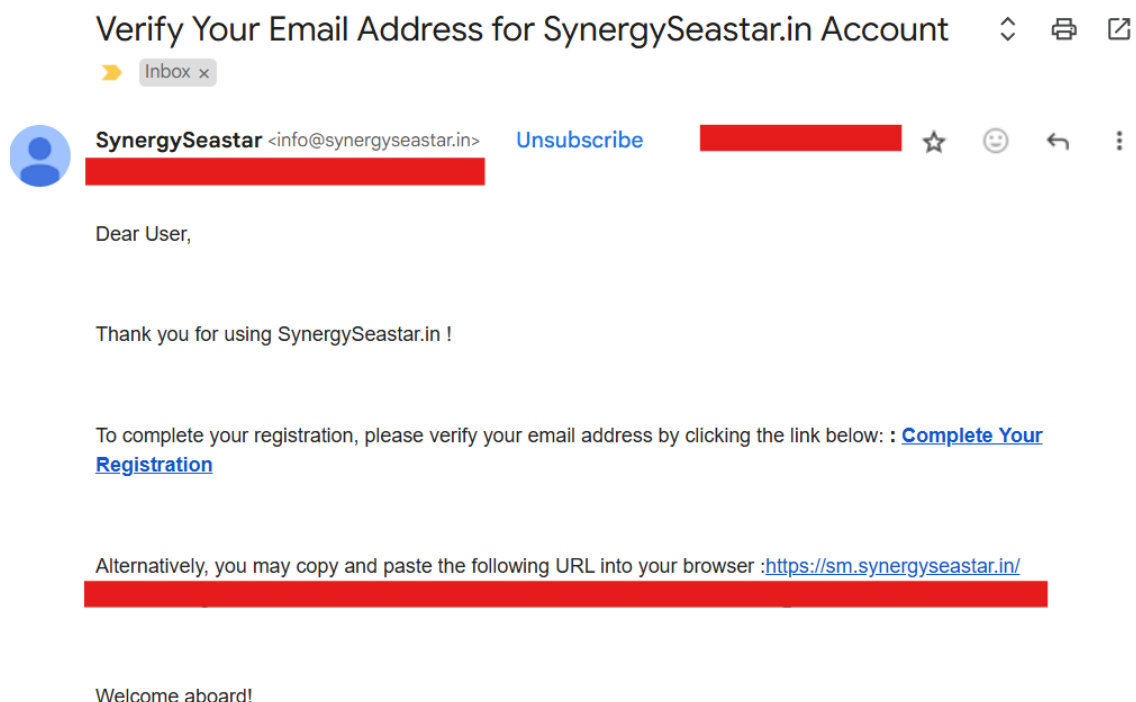
# SYNERGY ENTRANCE EXAM REGISTRATION GUIDE 2025

## Step by Step Procedures


**Step 1:** Go to Synergy Official website <https://sm.synergyseastar.in> for exam registration. It will navigate you to the Candidate Email Verification page. Read the 'Synergy Examination Flyer' and 'Registration Guide' to follow the registration procedure.

**Step 2:** Enter your email id in the given field and click 'Verify My Email ID' button.

**Step 3:** You will receive a verification email. Click the link given in the verification email to complete your registration.



**Step 4:** Fill the 'Candidate Sign Up' form and click 'SIGN UP' button. Select the exam you are applying for in the 'Select Applying For' field. Make sure to carefully choose the correct exam because you won't be able to edit this later for your registered email.





Candidate Sign Up


First Name \*

Middle Name

Last Name

 Hari








Enter Email Id \*

Password (Min 6 characters [Ex : Abcd1234]) \*

Confirm Password \*

 hamih37748@shouxs.com

 .....

 .....

Select Applying For \*

Select Organized by \*

Select Applying For

Select Applying For

DNS Entrance Exam (for Sponsorship)

GME Entrance Exam (for Sponsorship)


Deck Cadet Entrance Exam (for Recruitment)

Engine Cadet Entrance Exam (for Recruitment)

Once you complete the registration process, you will not be able to edit the information

Candidate Email Verification

SIGN UP





Candidate Sign Up


First Name \*

Middle Name

Last Name

 Hari








Enter Email Id \*

Password (Min 6 characters [Ex : Abcd1234]) \*

Confirm Password \*


 hamih37748@shouxs.com

 .....

 .....

Select Applying For \*

Select Organized by \*

 DNS Entrance Exam (for Sponsorship)

SYNERGY MARITIME RECRUITMENT SERVICES PRIVATE LIMITED

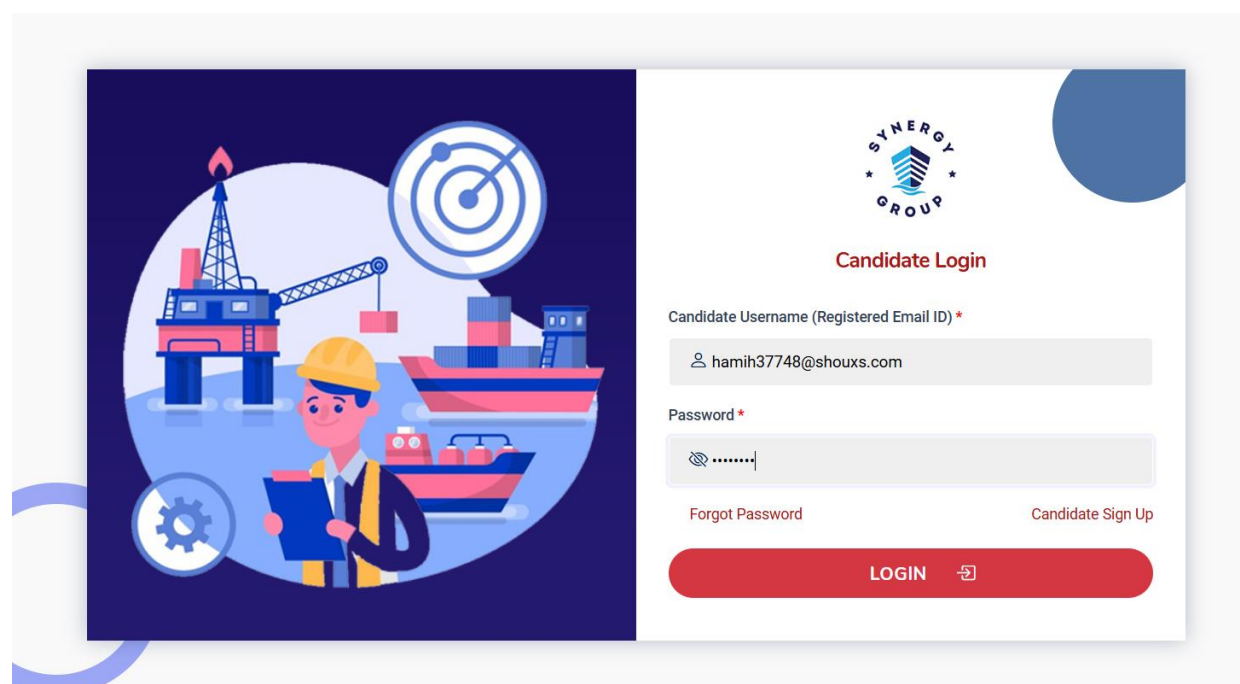
☒ Please ensure that you fill in all fields of the 'Candidate Sign Up' form carefully. Once you complete the registration process, you will not be able to edit the information associated with the registered email address.

Candidate Login

Candidate Email Verification

SIGN UP

**Step 5:** After Sign Up, you may login with your username and password.



The image shows a 'Candidate Login' page for Synergy Group. On the left is a large illustration of an offshore oil rig, a supply ship, and a worker in a hard hat and safety vest holding a clipboard. On the right is the login form. At the top right is the Synergy Group logo. Below it is the title 'Candidate Login'. The form has two input fields: 'Candidate Username (Registered Email ID) \*' with the value 'hamih37748@shouxs.com' and 'Password \*' with masked characters. Below the password field are links for 'Forgot Password' and 'Candidate Sign Up'. At the bottom is a red 'LOGIN' button with a right-pointing arrow.

**SYNERGY GROUP**

**Candidate Login**

Candidate Username (Registered Email ID) \*

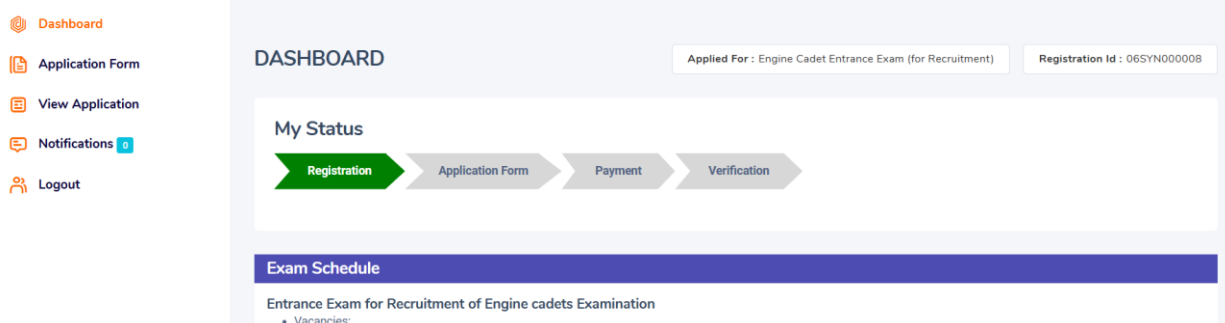
hamih37748@shouxs.com

Password \*

Forgot Password Candidate Sign Up

**LOGIN**

**Step 6:** Upon successful login, candidates will land on the Dashboard page with auto-generated Registration Id. You must read the full Dashboard page instructions before filling the application form.



The image shows a 'DASHBOARD' page. On the left is a sidebar with links: 'Dashboard' (active), 'Application Form', 'View Application', 'Notifications' (with a badge), and 'Logout'. The main content area has a header with 'DASHBOARD' and two boxes: 'Applied For : Engine Cadet Entrance Exam (for Recruitment)' and 'Registration Id : 06SYN000008'. Below this is a 'My Status' section with a progress bar showing four steps: 'Registration' (highlighted in green), 'Application Form', 'Payment', and 'Verification'. At the bottom is an 'Exam Schedule' section with a blue header and text: 'Entrance Exam for Recruitment of Engine cadets Examination' and '• Vacancies:'.

**Dashboard**

**Application Form**

**View Application**

**Notifications**

**Logout**

**DASHBOARD**

Applied For : Engine Cadet Entrance Exam (for Recruitment)

Registration Id : 06SYN000008

**My Status**

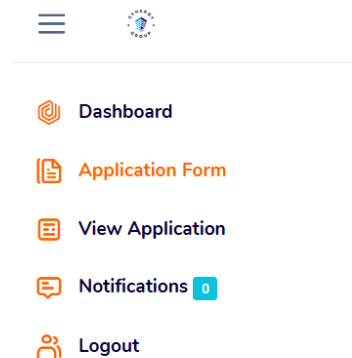
Registration Application Form Payment Verification

**Exam Schedule**

Entrance Exam for Recruitment of Engine cadets Examination

• Vacancies:

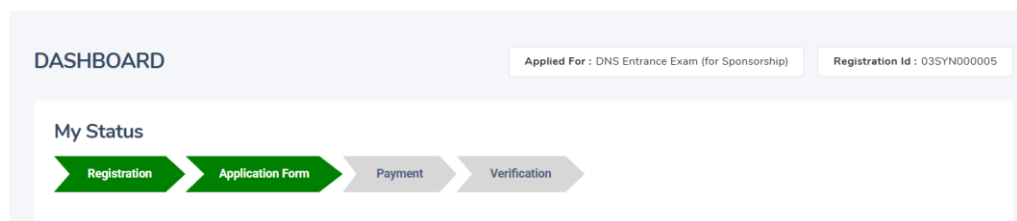
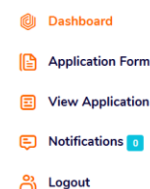
**Step 7:** Click 'Application Form' tab on the left menu and fill the personal & qualification details in the application form carefully.



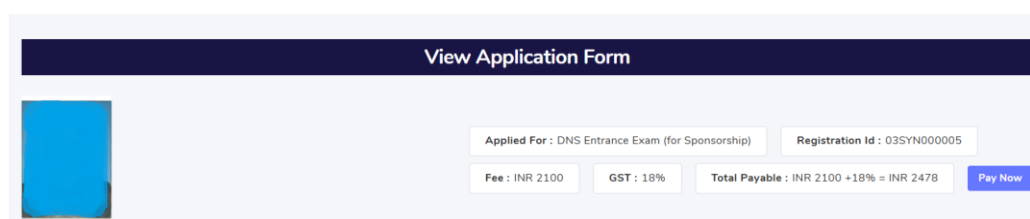
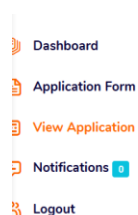
☒ Declaration :

I hereby acknowledge that I have read and understood the qualification and eligibility criteria for the entrance examination I am applying for. Before making any fee payment, I understand that it is my responsibility to read and verify the eligibility criteria given the 'Synergy Examination Flyer' link given in the website <https://sm.synergyseastar.in/> or directly with the shipping company.

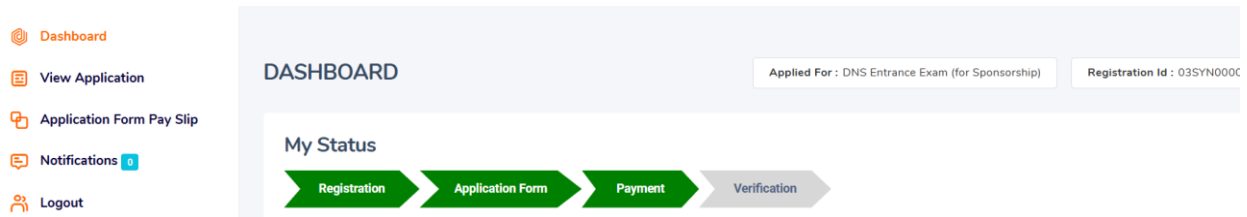
Save & PayNow



**Step 8:** Click on 'View Application' on the left pane to check all the details you have entered. If anything needs to be changed, go back to 'Application Form' to make the necessary edits. Once you are satisfied with the form, proceed to make the payment. After the payment is completed, you will not be able to make further changes to the application.



**Step 9:** Upon successful payment, candidates will be able to download their payment slip by clicking 'Application Form Pay Slip'.



**Step 10:** Upon successful registration, you will receive a confirmation email. Once your application is verified and approved by the Synergy Examination Cell, the 'Verification' status turns green. Read the Dashboard instruction for more information.

**Note:**

- In case of any query related to registration, please write to [info@synergyseastar.in](mailto:info@synergyseastar.in) Kindly include your mobile number and a screenshot or a short video of the issue for quicker assistance.
- In case of any query related to eligibility and examination, please write to [examinationcell@synergyship.com](mailto:examinationcell@synergyship.com)